


STITCHES IN THE SAND



Volume 14, Number 5

February 2006

MEETING DATE: Thursday, February 9, 2006
HAPPY (HALF) HOUR: 6:30 - 7:00 P.M.
BUSINESS: 7:00 - 9:30 P.M.
PLACE: Marco Forster Middle School



All Color All the Time

As a child **Melody Johnson** thought being an artist meant only being a painter, so she did everything necessary to live out that role. Painting, however, gave her no great satisfaction. In her last semester of art school, a classmate introduced her to quilting, and something about its scale, process, and non-pictorial geometry attracted her. Once she made that first quilt, she found an excitement that was missing from her painting experience. She switched to making quilts and has never had a moment of regret. Melody is colorful with her quilts as well as with her personality! You won't want to miss this meeting.

Bettie Blauser
Programs

A Peek At Future Programs


March	Carol Doak
April	Member's Showcase
May	J. Phil Beaver
June	Nancy Odom
July	Sharon Schamber
August	Patricia Lei Murray
September	Cindy Brick
October	President's Quilt
November	Katie Pasquini Masopust



From the President's Desk

With all the hustle of the Holiday season behind us, we can finally focus on quilting and let our creativity bloom again. This year has brought new inspiration in quilting for me. There was a huge turnout at Scrap-bagger's friendship group in January. Twenty-eight ladies contributed dot fabrics to share. The air was charged with excitement to start the project and just to feel and see the unique fabrics. Even though we share the same fabrics, I am sure there will be unique quilts resulting. This is one of the great advantages of belonging to a friendship group and our guild. There is so much inspiration in our guild and talented ladies to draw upon. Sometimes there are so many worries, sickness and distractions that comprise our lives. When I am quilting, there is a calm and positive energy that just flows. If you make time to give yourself an hour or 30 minutes of quilting a day, the rewards will touch all parts of your life.

I hope everyone is equally psyched to get their quilts finished for the quilt show. We would love to get as many people as possible represented in our show. Even if you are a new quilter, please submit your quilt for the show.



Sheryl

From Susan Nash of the Woodlands Area Quilters Guild of Texas:

The exact totals for Katrina's Kids are still being refined, but we received and distributed over 1400 stockings, and used the over \$5000 in donations to insure every stocking was not only filled but given to a child effected by hurricane Katrina. Stockings came from many states, from Hawaii to Maine. There were many from the Midwest states, but the largest number came from Calif., my native state. Stockings were distributed by sometimes combining efforts with other service groups, churches and schools. A large number of stockings went to a food bank still feeding hurricane victims. These kids received their "gift stockings" as their parents picked up the holiday meal. The Salvation Army in Houston had a huge list of affected families, and another big batch of stockings went to them. They were stocking donations to schools where evacuees are temporarily attending. The filled stockings from the Girl Scout Troop met the request of our local interfaith center, which was for 60 stockings. Right up to the last minute, the project worked out.

I can never thank BCQG enough for their support. It was truly a gift from the heart. It wasn't until the last minute that I had the "a ha" moment, and realized the project served the sewers state wide perhaps even more than the kids. The project gave the sewers something we could "do" to comfort the victims of this horrific disaster. We could offer our sewing in a small way to bring a smile. People who sew are wonderful people, and as the stockings poured in I was touched by the notes tucked inside the packages, the teddy bear collection another lady sent along, and the variety of fabric and designs. What a great time I had opening each box!

My thanks again to BCQG for their support.
Susan Nash

QUILT SHOW 2006

We are getting into full swing with our plans for the quilt show!

During the February meeting, we will be asking you to have your picture taken so that on each of your quilts we will have a brief description of your quilt and your picture.

Opportunity quilt tickets are available for each member. Sell them to your friends and family; each will have a chance to win a gorgeous quilt. So please pick up your packet of tickets at the meeting, and if you need more, contact Suzann Skinner.

Quilt show flyers will also be available at the meeting. We encourage you to take some and leave them at your hairdresser's, dentist's office, dry cleaner's, church bulletin board, etc. In order for this show to be a success, we must get the information out to our communities, and there is no better way than to ask each of our members to help us!

Another important note: Each quilt must have a 4" sleeve on it. We are going to be putting a rod through the quilt in order to hang it, and if it is not large enough, it will not fit; therefore, we will have to pin it to the curtain which is a big "no-no." You will find instructions on 4" sleeves in this newsletter on Page 6.

For those of you who have never entered a quilt in a show, we want to encourage you to do so. We want to see your quilts, and you will have fun seeing them hung in the show!

Entry forms are due February 12, 2006. Your finished quilts will be due in May.



SECRET SISTERS

Marsha Burns
Kathy Stolhand

We have some exciting events coming up in the next few months!

January 28th – Stampin' Up party at Jhone's from 10:00 AM to Noon. We will be making tags, a tag purse, and tag cards for Secret Sisters. Please RSVP to Megan or Renate.

February 11th – Shopping at Barbara Thieme's from Noon to 3:00 PM. At the holiday party, many of us learned that Barbara used to own a fabric store in New York and brought over 300 bolts to California with her! These are fabrics from about a year and a half ago and range from \$4 - \$5 per yard. Please RSVP to either Megan or Renate so we can get an idea of how many people to expect.

February 20th – Secret Sister Sew-In at Leah's from 2:00 -8:00 pm. Potluck for dinner.

March 17th – Zip It class with Nancy Ota at Leah's. Time to be determined. Pattern can be purchased at Leah's.

Thank you to everyone who is participating. And, remember, if you have any questions or concerns, please feel free to contact Megan or Renate.

Making a Sleeve for Hanging Your Quilt

1. Measure the width of the quilt between the bindings but not including them.
2. Cut a strip of fabric 6-9" wide by this length. If the length requires two strips, join the strips with a 1/4" seam allowance; press seam allowances to one side.
3. Hem the short ends of the strip by folding under 1/2", pressing, then folding and pressing once more. Topstitch close to the edge of the hem.
4. Fold the sleeve in half lengthwise, wrong sides together and press.
5. Bring each cut edge to the center fold and press. These two folds are your sewing guides so press them crisply.
6. Unfold and, wrong sides together, sew the length of the sleeve with a 1/4" seam allowance. Press this seam open very carefully so that the crisply pressed folds are not ironed out.
7. With the seam allowance against the lining, center the sleeve and pin the top fold just below the binding.
8. Smooth the sleeve against the lining and pin at the bottom fold.
9. Using thread to match, blindstitch along both folds and ends of sleeve. To reduce the pull on the lining, catch some of the batting in the stitches but not the front of the quilt

Nickel Club

Get out those 5" squares you've been collecting! We're having another workshop Thursday Feb 23 at Material Possessions. We'll be there to sew, share ideas and socialize from 10:30 am until we're ready to go home. This will probably be our last year for the Nickel Club. We've gathered lots and lots of squares and it's now time to get the projects going. More workshops will be planned for March and April. It's not too late to join in the fun. Just stop by the Nickel Club table at the Guild meeting. We'll give you the information you need to start your own collection of 5" squares. Questions??? Call Delane Turner, Veronica Dibble or Jennifer Morgan.

Here is a list of the remaining Nickel Club monthly fabric selections for the 2005/2006 BCQG Year.

Monthly Fabric Selections 2005/2006

Feb: 30's and/or Polka dots	Mar: 1800's and/or Background neutrals
April: Batiks and/or 3 Sisters/Robyn Pandolph types	May: 30's and/or Mini small florals
June: 1800's and/or Stripes & plaids	July: Batiks and/or Thimbleberries
Aug: 30's and/or Black & whites	Sept: 1800's and/or Laurel Burch

MONTHLY MINI

Monthly Mini Maker: Marion Mapes

Winner: Kathleen Walker

Ellie's Bag - " This One Flew the Coop" pattern by Ellie Rapp

Marion has been a Dana Point resident for 15 years and is a relatively new quilter as she just joined Beach Cites Guild in 2001. Prior to quilting, Marion was an avid knitter. She thought she had a stash of yarn to choke a horse until she started quilting, but now she has a stash of fabric to choke a "herd" of horses. Marion is the type of person who attacks all she does with great passion, so when she started quilting, she found herself spending so much time at a local quilt shop, she decided she might as well work there. This, of course, only helped to add to her fabric stash.....just ask her cats. They love to climb her mountains of fabric storage boxed and sleep on top. No quilt leaves Marion's home without their "paw print" of approval. Marion enjoys teaching and helping others select fabric and understand patterns. She loves all fabrics, but says, "Bury me in batiks!"


**Maxine McLachlan
Linda Ambrosini**



BLOCK PARTY

Thanks to all of you who made such pretty blue baskets. We had seven lucky winners: Helen Bras-sau, Betty Korleski, Cindy Croucher, Tara Hilde, Cecile Rogers, Veronica Dibble and Sharon Whe-lan. We would love to have more of you make the February basket. It's very easy , red or pink with beige background, and you only have to make one for a chance to win. You all saw Helen's quilts made from Block Party squares. See how cute they can be! Hope you will all join us! Thanks.

Janet Cook and Mary Arntz



PHILANTHROPY

We are looking forward to our first philanthropy meeting of the year on **Friday, January 27th at Leah's**. If your schedule permits, we would love to have you join us. We start at 9:00 am and work until Noon. There are a variety of tasks to work on: Pinning, basting, cutting, sorting fabrics, quilting, binding and labels.

**Monika Grant, Julie Vlahos,
Jo Ann Lockett and Sally Gard**

Show and Tell

- Melanie Williams: "My Version of a Blended Quilt"
Katie Bigger: "Diamonds Are a Girl's Best Friend"
Helen Brassaw: "Cake Stand" and "Basket Case"
Nancy McBride: "Deebo" and "Fall Sampler"
Sharon Wilhite: "Golf, Anyone?"
Joyce Donnelly: "Mini Sampler"
Sondra Haw: "French Rose"
Karen Kowalchuk: Untitled bright geometric prints
Janice Dove: "Rudolph" and "Tall Houses in the Tall Trees"
Jane Zappia: "Its a Jungle Out There" (jacket)
Marnet Hazard: "For Donnie & Joy" and "Conrad's Quilt"



Sunshine and Shadow

Congratulations to **Alexi Kouzelos** on starting her first job at St. Vincent De Paul Society thrift shop in San Juan Capistrano and to **Carol McDaniel** whose self- portrait quilt was selected to be published in Quilting Arts Magazine for fall, 2005, which just came out.

Get Well Wishes have been sent to members **Judy Freund, Jean Frisone, Geneva Wilson, Jhone Hardesty** and **Barbara Green** whose father has been ill. The guild's comforting thoughts and hugs have also been sent with cards to the following ladies: **Barbara and Jennifer Morgan** on the loss of their mother and grandmother; **Lyndy Dye** on the loss of her father and **Charlene Eaves** and **Pat Patel** on the loss of their mothers.

We will be hosting another "Meet and Greet" for new members in March. If you were invited to the last event, but were unable to attend, please let us know so we can include you again.

Jeanne Haynes

February

Birthdays

Flower: Violet

Birthstone: Amethyst

Penny DiCaro	1
Peggy Mayer	3
Bonnie Small	3
Jan O'Dell	4
Bonnie Spicer	4
Glenda Britten	5
Eileen Campbell	5
Margaret Gutierrez	5
Elaine Pappas-Puckett	5
Rosie Beck	6
Suzann Skinner	6
Edie Long	8
Lorna Barrowman	9
Marilyn Egler	9
Cynthia Bauer	10
Cheri McDowell	10
Karen Kowalchuk	11
Patricia Anne Baker	13
Kathy Chevalier	13
Alexis Ciurczak	13
Xetah Lucido	13
Julie Vlahos	13
Candy Andersen	14
Linda Pace	14
Elizabeth Ames	15
Sharon Gilmore	15
Dorothy Zink	15
Debbie DeLuca	16
Laverne Armour	17
Christina Ehrenguber	18
Nafsi Martin	20
Jean Jacobs	21
Shirlene Murakami-Fennema	21
Stacy Russell	22
Keri Follmer	23
Sherrilee Seibert	23
Joanne Lacoss	24
Barbara Thieme	25
Deborra Singletary	26
Sue Bentley	27
Patricia Doughty	28
Susan Stemporzewski	28
Kristina Young	28

WORKSHOPS



Melody Johnson presenting:

Friday and Saturday, February 10 and 11: "Releasing the Creative Block"

10:00 - 4:00

Material Possessions, Lake Forest

Cost: \$30 each day

Many quilt artists' design and make quilts that relate to each other in some fashion and become recognized as their particular style. It commonly a single design element that appears repeatedly in their work, with variations and additions. The methodical plan for working in a series is the content of this workshop. Beginning with a simple two or three piece block, plus connecting strips, students will construct a small wall quilt top, using fusing as the assembly technique. This initial block will be the catalyst for the series*. Variations, distortions, additions, compound blocks and color modifications are some of the ways to increase the scope of the series. While fusing is the method used in class, these design variations can be translated into traditionally pieced, but non-traditional quilts.

This is a class for the quilter who wants to break free from the norm and is ready to consider building a body of work.

Carol Doak presenting:

Friday March 10: "Paper Piecing Tricks of the Trade"

Saturday March 11: "Perfect Points"

10:00 - 4:00

Leah's, Mission Viejo

Cost: \$30 each day

Carol Doak is known for many quilting accomplishments but nothing surpasses her ability to execute and teach paper piecing. In these two workshops she will concentrate on teaching us just that.

Friday March 10:

This popular paper-piecing class uses six designs from Carol's books to demonstrate the Tricks of the Trade and how to push the paper-piecing limits! This exciting and fun technique of sewing oversize fabric pieces to a paper foundation drawing permits you to make accurate patchwork blocks easily and quickly without making any templates! Using your scraps, this full-day class will introduce you to some of the latest paper-piecing tricks of the trade.

Saturday March 11:

Learn tips and tricks for producing perfect points using paper piecing. This workshop features a block design from Carol's book, *300 Paper-Pieced Quilt Blocks*, to learn how to choose fabrics, how to assembly-line paper piece, join blocks accurately, add the border and remove the paper. Also, how to measure correctly to cut the right fabric piece and how to place it correctly are covered. Using this small project, you will learn the entire process.

For more information see Carol's website at: <http://www.caroldoak.com/>



HOSPITALITY


What a great foodfest we had this month! Thank you very much to the Material Possessions Girls, (not in order): Melanie Williams, Tanya Goff, Katie Bigger, Kathy Awender, Veronica Dibble, Barbara Reddick, and Judi Hasselkus. The theme was football, and between "the Girls" and all of the rest of us, there were so many goodies that the theme decor could hardly be seen!. Thank you all so much!

There was plenty left over, and it went to Grace Errea (and thanks for helping me to carry it out to your car!). In case you don't know, leftover goodies go to the Workshops people, and they serve it during lunch. A good deal for us all!

Designing Women Friendship Group is signed up to host the Hospitality table in February, and thanks ahead of time to all of you. Did you know that you get 3 pink tickets for hosting? We need sign-ups for the rest of spring and into summer so grab a few friends and have some fun while helping out. You only have to bring a few goodies, as there are always people who bring food, candy, veggies or whatever. Set a theme, or not, and go for it!

Thanks to all who bring the coffee, hot water, and decaf, too. Those who drink it would sorely miss it if it weren't for you girls pitching in, so many thanks.

**Barbara Green
Emily LaMond**



MEMBERSHIP

January Attendance: 253
Members: 238
Returning Members: 2
New Members: 7
Guests: 3
Advertiser: 1
Speaker and Assistant: 2

There are currently 501 Active members and 7 Newsletter subscribers.

Welcome to new members Andrea Cook, Candy Crain, Dianne Eroh, Marnet Hazard, Sally Klein, Sandra Lauterbach, Margaret Lemmon, Ellen Poling, Patricia Potter, and Valerie Tansley. Welcome also to returning members Dorothy Bilyeu and Paula Pangle.

All members are reminded to check in at the Membership table before the meetings. This gives us an accurate count for attendance and helps us plan the appropriate number of chairs for the meetings.

Please remember to wear your name badge at all meetings. It's a great way for new and existing members to get acquainted! (A fine of \$0.25 is payable if it is not worn.) New members are expected to have a badge made within three months of joining the Guild.

2005-2006 membership cards and directories are ready and will continue to be distributed at meetings. Please have a friend get yours if you are unable to attend.

Thanks to Linda Martinez and Judi Hasselkus for their help at the Membership table and to Lynn Blackburn, Nancy Pestal and Sue Richardson for handing out membership cards and directories.

Thanks!
Janet Cowart



Places to Go, Quilts to See . . .

February 10 - 11 Valley Quilters Show - Valley Quilters Show, Valley Wide Community Center, 901 W. Esplanade Ave., San Jacinto, CA . 10 am - 4 pm. Admission - \$6.00. Featured Quilter, Vendors, quilt appraisals by Julia Zglinic, Guild Consignment Shop and Boutique. Drawing for Philanthropic quilt Saturday at 4 pm. For more information contact Judy Bjorklund, 951-925-7989.

February 10 - April 16 Exhibition: Textile Expressions : Contemporary Art Quilts **February 10 through April 16, 2006** FREE.

Quilt Documentation & Appraisal Fair **Saturday, February 11, 2006 10 am – 5 pm** FREE to attend. Verbal appraisals \$20, written appraisals \$75. By Julie Silber. Community Forum **4:00 – 5:00 pm** The Quilted Story: Threads of History. Marinda Stewart (guest Curator), Caroline Liberman (President of the California Heritage Quilt Project), and guest artists from the Textile Expressions exhibit, discuss the need to protect our heritage and to share how they why they chose quilt making as their means of personal expression. Community participation welcome. FREE. Local History Lecture: **Thursday, March 16, 2006** The Contemporary Art Quilt Movement 5:30 -6:30 pm Guest Curator Marinda Stewart will explore the full range of modern quilt making and quilt wearables. Wine and hors d'oeuvres reception follows immediately. Reservations required. Members \$20, Guests \$25.

For more information on all events, please call the Santa Barbara Historical Society at (805) 966-1601. The Museum is open Tuesday through Saturday, 10 am through 5 pm, Sunday noon through 5 pm. Closed Mondays. 136 East De la Guerra Street, Santa Barbara, CA 93101.

February 25-26 South Bay Quilters Guild Quilt Show at Torrance Cultural Arts Center, 3341 Civic Center Drive, Torrance, CA. We've got a **Fresh New Look** in our Quilt Gallery and Merchant Mall . . . yes, the Merchant Mall is back and better than ever! Some of your favorite vendors along with lots of new faces! Admission is \$7 at the door (good for two days). Advance purchase tickets (\$5) are also available by sending your check (payable to SBQG) and a SASE envelope to P.O. Box 6115, Torrance, CA 90504. For details: visit our website: www.southbayquiltersguild.org.

DOOR PRIZES



LEAH'S

Cheryl Carrera - Pack of Valentine Fabric
Becky Mc Daniel - Pack of Burgundy Fabric

MOORE'S

Julie Vlakos - Pack of Black & White Fabric
Melanie Williams - Pack of Yellow Fabric
Betty Prottas - \$25 Gift Certificate

FLYING GEESE

Micky Charleston - \$10 Gift Certificate
Joyce Conyers - \$10 Gift Certificate

BEAR'S QUILT SHOP

Tanya Goffman - \$10 Gift Certificate
Jackie Buck - \$10 Gift Certificate
Marilyn Mc Namara - \$10 Gift Certificate

CALICO HOUSE

Carole Malenius - Mary Englebreit pincushion
Dorothy Bilyen - Sharptex Mini-Iron
Deborra Singletary - \$25 Gift Certificate
Betty Bradley - Jan-Feb Quiltmaker Magazine
Monika Grant - Pack of Holiday Fabric

TALL MOUSE

Julie Maclean - Pack of Autumn Fabric
Donna Wagner - \$25 Gift Certificate

MATERIAL POSSESSIONS

Betty Koskinen - Pack of Bright Fabric
Becky Reed - Pack of Bright Fabric
Sally Edwards - \$15 Gift Certificate

ROSIE'S

Christina Ehrenguber - Project Bag with,
supplies, book, pattern, scissors, thread