
STITCHES IN THE SAND



Volume 13, Number 9

June 2005

MEETING DATE: Thursday, June 9, 2005
HAPPY (HALF) HOUR: 6:30 - 7:00 P.M.
BUSINESS: 7:00 - 9:30 P.M.
PLACE: Marco Forster Middle School



Jane Tenorio Coscarelli **"Quilter or Publisher? Walking that Fine Creative Line"**

Jane is a freelance artist who has combined her artistic talent with her love of quilting. Add to that her desire to have bilingual Hispanic culture children's books and you have the inspiration and evolution of her career. Jane is a renown quilter whose talents have been featured in the Steven Spielberg movie "**How to Make an American Quilt**" where she was a stunt quilter. Find out the steps Jane took on the road to publishing, bringing her stitches and wishes to life in books and patterns. From cover quilt to finished book, Jane will share the creative process and its problems. For more information on Jane see her website at <http://www.quarterinchpublishing.com>


A PEEK AT FUTURE PROGRAMS
July Cindy Blackberg
August Nancy Kirk
September Andrea Perejda

President's Message With Love

Every time I stand in front of our membership, I feel so very fortunate to, first of all, be a member of this fabulous guild, and secondly, to have been elected president. I still feel - WOW - lucky, grateful and totally overwhelmed. Since its inception back in 1992, Beach Cities Quilters Guild has strived and achieved excellence. We are a very revered guild not only with other guilds but with teachers and quilt makers across the country. We continue to have wonderful guest speakers and teachers as was evidenced by the visit from Caryl Bryer Fallart this last week. They all have wonderful quilts to show us and always bring something new for us to learn. We hear about techniques and innovative ways to help us make even more fabulous quilts than we already do!

While it is fun to hear about how these famous quilt makers got their start and how they evolved to become who they are now, it is in the workshops that you really get hands on experience and learn their methods. I have taken many workshops, and even though the quilts might be too contemporary for my taste, I, invariably, always come away having learned some fantastic new method. Not only that but you get an up-close-and-personal with some pretty fantastic women. Isn't it fun to be recognized by these ladies when you are at, say, Camp Watch-a-Patcher or Road to California or some other quilt show! We offer these workshops to our members for an extremely low price. If you were to take a class from these quilt makers anywhere else the cost would probably be, **at least**, double perhaps triple the price. Let's be supportive of the guild and the speakers we work so hard to secure and fill up those workshops.

On another note, you were given two handouts at the meeting – one was the volunteer form which I wrote about in the April Newsletter stressing the importance of volunteering for the 2005-06 board; the second form was the volunteer form for the 2006 quilt show. Yes, both volunteer forms are very important. Please take the time to look them over. We need your help to make Beach Cities Quilters Guild even more successful than it already is.



Budget Increase

*Happy Quilting,
Pat*

We will ask the membership to approve a budget increase at the June meeting for two committees. We may not need to spend the extra money but want to have a cushion in the event something unforeseen arises.

First, as we are in the process of having our web site maintained by a professional webmaster, we are asking for the membership's approval to increase the internet budget by \$1000.00.

The second increase is for Facilities. Even though we have had almost all of our meetings at Marco Forster this year instead of having to use the Community Center and pay a higher price as we did last year, budget cuts within the school district have made custodial fees higher than we expected. We are asking for a budget increase of \$1500 from \$6500 to \$8000.00

The board has approved this budget increase and now the membership must approve it to make it effective. We must have 40% of the membership at the meeting to have a voting quorum. Please make every attempt to attend the June meeting. Please remember to check-in at the Membership table when entering the room.

**Nancy McBride,
Treasurer**

A President's Quilt for Pat

"Pat's Early California Village"

It's time to thank our wonderful President Pat Pardo for her work and achievements of 2004-2005 by creating a wonderful quilt for her. Blocks are made and assembled by ALL members of the guild and hand quilted for her. The quilt includes everyone from beginner to master quilters and is hand quilted for her by the guild.

Pat has chosen "An Early California Village" for her theme. The red-tiled roofs and warm stucco tones of many of our San Clemente and San Juan neighborhoods will be reflected in the quilt the guild will create for her.

Block ideas: Stucco houses (warm beige tones) with red roofs (I have brown tile fabric if you would like--- please call me to let me know); flowers; walls; arches; wrought-iron gates; terra cotta pots; churches; shops; mission bells; basket blocks; palm trees; trees and gardens; Mexican tiles. If you need more inspiration, walk around old San Clemente and let the town inspire you.

Size: 5 1/2" unfinished-5" finished. If you are appliquing, please make your block larger. **DO NOT TRIM YOUR BLOCK.** I will trim all the blocks myself.

Color: Background should be sky-blue or light blue. Use warm beige, red, rich greens, beautiful blues, and other rich traditional colors. You may use brights but do not make a bright block.

NO-NOS: No animals or bugs. But you may make a bird.

No 30s or Aunt Grace fabrics

Please feel free to embellish your block but if you are going to add a doo-dad that might break, put it in a baggie and pin it to your block.

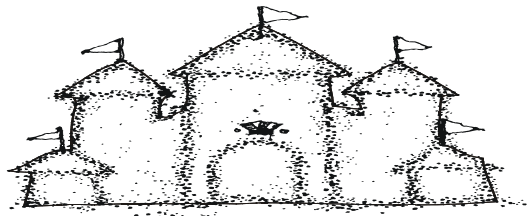
PLEASE SIGN YOUR BLOCK WITH FIRST AND LAST NAME. Avoid signing into the margins. We will have pens at the table if you don't have one. You can embroider your signature.

SIGNATURE BLOCKS: Blocks and permanent pens will be provided at the table at the meeting.

Please come by the President's Quilt table at the Guild meeting for ideas, patterns, and sample blocks. We will also need volunteers to work on the quilt.

All blocks will be due at the July meeting on July 14th.

If you have any questions, call **Elaine Pappas-Puckett.**



All Things Bright and Beautiful . . . And the winners are:



Viewers Choice:

Quilt: Grace Errea “Chasing Rainbow”

Garment: Jane Zappia “Jacket”

“Other”: Margie Butterworth “Quilted Enchanted Fairy Cottages”

Show Chair’s Best Challenge Theme: Marjie Butterworth “Quilted Enchanted Fairy Cottages”

Challenge Chair’s Best Use of Challenge Kit: Marihelen Van Der Stock “Mardi Gras Picnic”

Most Charming: Grace Errea “Chasing Rainbow”

Most High Tech: Ardie Chamness “Cinderella”

Most Bright: Marilyn Egler “Goldy”

Most Innovative: Monica Shafer “Summer Solstice”

Most Humorous: Pat Pardoen “Stumbling Block”

Most Profound: Susan Trindle “Now Playing”

Best Piecing: Georgia Beville “Let’s Twist and Shout”

Best Self Quilted by Hand: Jean Frisone “Deadline Frenzy”

Best Machine Applique: Sherry Glidden “Sirena I”

Best Hand Applique: Cheryl Carrera “Guildy Girls”

Best Fabric Manipulation: Becky McDaniel “3-D Flowers”

Best Embellished: Sheryl Smith Bailey “Creative Mandala”

Best Traditional: Delane Turner “Inspiration Found”

Best Self Quilting by Machine: Hiroko Moriwaki “Blessed by the Sun”

Door Prize Winners:

Hand quilting frame from Jean's Impressions - Patrice Badir

The Plan Bee from Moore's Sewing and Fabric - Jennifer Morgan

Children of the Light Quilting Kit from Stitching by the Sea - Julia Renaud

Bucket of Quilting Goodies from Bear's Quilt Shop—Nancy Ota

Quilting book, fat quarters and Gift certificate from the Quilting Cupboard - Pat Cobb

Stamp Kit, ink pad, idea book from Stampin'Up - Sue Clark

Springtime fabrics from Pomegranite Quilts and coordinating thread from Rosie's Calico Cupboard - Janet Pugh

Three books from from Quilt in a Day and antique shoe and flower images from Nostalgic Photo Creations - Vi Simat

A calendar, notecards and planner from Piecemaker's Country Store plus Quilter's Travel Guide, project pouch, and gift certificate from Special Sew - June Bauer

Dear Jane software and goodies from Brenda Papadakis—Jane Zappia

Gift Certificates from The Calico House, the Quilt Cupboard and Fabric Patch - Joanne Arthur

Anissa's Pixies and Primrose quilt kit from Quilt in a Bag- Bobbi Tannen

A fat pack and gift certificate from Flying Geese Fabrics, plus a thread gift certificate from YLI Corporation - Judy Chance

Fat pack of Moda brushed flannels and quilt book from The Country Loft - Jeanne Haynes

Three quilt kits from a Quilter's Dream - Sharon Pembrook

A variety of Sulky products - Jo Ann Lockett

A basket of flannels and quilt book from Material Possessions - Becky Reed

A BIG Thanks to all our donors for their generous contributions:

Bears Quilt Shop, Brenda Papadakis, The Calico House, The Country Loft, Cozy Quilt Shop, The Creation Station, The Fabric Patch, Flying Geese Fabrics, Hoffman Fabrics California, Jeans Impressions, Leah's for Quilting, Moore's Sewing and Fabrics, Nostalgic Impressions, P & B Textiles, Piecemaker's Country Store, Pincushions Boutique, Pomegranate Quilts, The Quilt Cupboard, Quilt in a Bag, Quilt in a Day, A Quilter's Dream, Rosie's Calico Cupboard, Sew Special, Stampin' Up/Jhone Hardesty, Stitching by the Sea, Sulky of America, YLI Corporation Material Possessions and Tall Mouse. A special thanks to our caterer, 24 Carrots.

Door Prizes



Birthdays

Flower: Rose

Birthstone: Pearl

Capistrano Sew & Vac

Bonnie Small Star Quilting Book
Paula Omidyar Intro to Garden Book

Flying Geese

Mary Arntz Photo Frame & G.C.
Delane Turner Gift Certificate

Bears Quilt Shop

Kathy Tamosaitis Fat Quarter Pack
Margie Bushaw Fat Quarter Pack
Betty Prottas Fat Quarter Pack
Jan Crowther Gift Certificate

Moore's

Jackie Buck Fat Quarter Pack
Sherry Muetzel Fat Quarter Pack
Lynn Muir Fat Quarter Pack
Nancy Pestal Fat Quarter Pack

Tall Mouse

Kathy Baltierra Book-Hancrafter Leis
Carolyn Jay Gift Certificate

Dorothy Tarr

Carol Winfield Two Books

Leah's

Linda Effertz Pattern

Helen Brassaw Fat Quarter Pack
Judi Hasselkus Fat Quarter Pack


Woerth Stitching

Vanda Bresnan Gift Certificate

Bunny Hutch


Julie Greenspan Fat Quarter Pack
Susie LeVan Book-Mad About Plaid
Sharon Pembrook Pattern

Fern Luhnnow 2
Nancy Sievert 2
Betty Koskinen 4
Nancy McBride 4
Barbara Trulis 7
Suzette Blake 8
Mary Jo McQueen 8
Joan Sorge 8
June Bauer 9
Jean Bull 10
Leslie Cushing 10
Patti Nylander 10
Becky Reed 10
Collette McManus 11
Brenda Sirignano 11
Carlene Lehman 12
Eileen Auer 13
Sharon Scholfield 13
Ginny Garrett 14
Julie Greenspan 14
Pam Hadfield 14
Barbara Ward 14
Veronica Dibble 17
Muffie Ganske 17
Kar Hofmann 17
Colleen Samoian 17
Pattie Cumming 18
Diane Brewer 20
Karla Hendrix 20
Pat Cobb 23
Kris Kouzelos 23
Debbie Myers 23
Diane Collins 24
Marie Taylor 25
Christina Tubman 27
Marion Gleadhill 28
Charlene Kallas 28
Carla Schumacher 28
Vanda Bresnan 30
Rosalba Zaldate 30



Membership

May Attendance:
Members: 230
New Members: 5
Guests: 10
Speaker: 1
Advertiser: 1
Total: 247



There are currently 550 Active members and 13 Newsletter members.

Welcome to the new and returning members who have joined since the April meeting. They are: Eileen Auer, Katie Bigger, Carol Christensen, Sally Fasteau, Sandy Hoyal, Janet Madden and Carollee Schuegraf.

All members are reminded to check in at the Membership table before the meetings. This gives us an accurate count for attendance and helps us plan the appropriate number of chairs for the meetings.

Please remember to wear your name badge at all meetings. It's a great way for new and existing members to get acquainted! (A fine of \$0.25 is payable if it is not worn.) New members are expected to have a badge made within three months of joining the Guild.


2004-2005 membership cards and directories are ready and will continue to be distributed at meetings. Please have a friend get yours if you are unable to attend.

Thanks to LaVerne Armour, Linda Martinez, and Kris Smith for their help at the Membership table.

~ ~ ~

Thanks! Janet Cowart

Spread
Sunshine
in a
Soul today!



Philanthropy

Our first machine quilting class was a success. Johanne makes machine quilting easy to understand and do. Our next machine quilting class taught by Johanne will be on Wednesday, June 15 from 10-1. It will be at Leah's in Mission Viejo and there are still a few spaces left. Sign up and pay (\$10.00) at the June meeting. There are philanthropy quilts to practice on and you will soon be a phenomenal machine quilter!

Many thanks to all who have been working on Philanthropy quilts. At our April meetings there were 7 tops, 6 cancer caps, 12 pillows and 15 completed quilts turned in. At the May meeting there were 6 tops and 11 completed quilts returned. Many thanks to all of you who have been coming to the Philanthropy workshops on the 4th Friday of the month and to all the others who stop by our table at the meeting and pick up a kit or quilt to finish. We could not do it without your help. Our philanthropy quilters include Nancy Gilman, Maria Martini, Odette Teel, Diana Imhoff, Kathy Chevalier, Dorothy Tarr, Barbara McPherson, Betty Prottas, Sondra Haw, Margie Ehrhart, Betty Korleski, Alice Schreiner, Stephanie Paul, Mary Harrigan, Betsy Kensinger, Mary Joseph, JoAnn Lockett, Sue Richardson, Flint Reed, Dottie Zink, Martha Partin, Chris Hurst-Loeffler, Karen Kowalchuk, Ann Felch, Carol Whiteside, Maxine McLachlan, Sally Gard, and Jan Bogikes.

Our next Philanthropy workshop will be on Friday, May 27th at Leah's-Mission Viejo, from 9-12. I hope you can join us.

Monthly Mini

This is Maria Martini's second Monthly Mini and she says she enjoyed making it! She likes Sun Bonnet Sue and would like to make a quilt. (I guess sometimes a block or small wallhanging is all you can get done.) Maria has been sewing since she was a little girl.

Born in Poland, she has lived in Germany, France, Canada, New York, and now for over 40 years in California. She has learned many things from every place, but not quilting. Her mother made quilts...log cabin quilts to keep them warm during the cold winters. That gave her the incentive to quilt.

Maria has three children, each born in a different country! She also has five grandchildren, including one adopted from China. the last one is a treasure into her family.

We thank Maria for her generosity and congratulate Irmagard Terbrack for being the lucky winner of Maria's wonderful creation!

Maxine and Collette



Nickel Club

Are you ready to put your nickel squares in a project? We hope you'll join us the latter part of June for a fun workshop using your nickel squares. Stop by the Nickel Club table at the meeting to get more info on the date, the time and where we'll meet (not confirmed by newsletter deadline.)

This month's fabrics for exchange are Batiks and/or Patriotic fabrics. For those of you new to BCQG the Nickel Club is a monthly exchange of 5" squares of pre-washed, quilt-shop quality fabric. We exchange 15 pairs (30 total squares). It is optional and you can join anytime. For more information and a complete list of exchange guidelines you can contact **Delane Turner or Veronica Dibble**.

Look for the Nickel Club sign at the meeting to drop off and pick up your exchanges.

June: Batiks and/or Patriotics
Aug: Batiks and/or Black & Whites

July: 1800's and/or Brites
Sept: 1800's and/or Jewel tones

Workshops



June 10 Friday only Jane Tenorio Coscarelli.

Leah's 10am – 4pm \$30.00

Jane is doing a workshop called **Cut away appliqué**. Inspired by the beautiful art of Mexican paper cutting and designs, this class will teach you reverse appliqué cutaway techniques, using whole cloth silhouette designs. This is going to be very different. Jane lives in Lake Elsinore. Check out her website at www.quarterinchpublishing.com

July 15 Friday only Cindy Blackberg

Material Possessions 10am – 4pm \$30.00 Lunch: Friendship Salad

Prickly Stars

Have trouble piecing those tricky triangle squares? Love Feathered Stars, but thought they were too hard to piece? This variation of the Feathered Star will “tickle” you. It is actually easy to piece with the help of Cindy's new triangle square stamps. You can see Cindy's quilts at www.cindyblackberg.com

Coming in August: Nancy Kirk “Crazy Quilting with Nancy”

To sign up for workshops, please contact Jane Acomb, Lorna Barrowman or Paula Omidyar.

Remember, Gift Certificates are available to give to your secret sister or for your friends.


Block Party

SECRET SISTERS

What beautiful May “star” flowers we had last month! We have such wonderful fabrics available to us – so many different purples and yellows out there from which to choose. The sight on Block Party's display was incredible! Congratulations to May's lucky winners: Jodie Robinson and Alice Schreiner.

June's biggest stars are our fathers. Therefore, in honor of Father's Day, we designed June's block with blues in it. Pick the brightest blue and light turquoise from your stash and have some fun with this very simple dimensional block.

The more turned in, the more to win!




***Sandy Corbin
Linda Campos
Christina Ehrenguber***

I hope everyone is enjoying this nice weather! Thanks for your help in picking up gifts for those who are unable to attend the meeting. Please remember to bring a gift, card or note monthly for your Secret Sister. Thanks for all your help!

Happy Quilting!

Sandi Sovronec




For Your Information!

The Quilt Cupboard will be moving soon. We will be moving into the Spanish House next to Timeless. We will be creating a one-stop Quilt Mall; two great quilt shops in one location!! Save Time, Save Gas!!

Meanwhile, the Quilt Cupboard is still open in Fullerton.

Hospitality



Sunshine and Shadow

WOW, was our Hospitality Table blooming or what this month? A very special thank you to Renee Jeske, Rose Larson and Bina Shah for hosting this month and making those beautiful edible colorful cookie flowers for the table. What a clever idea to use astro turf for a table cloth.

A “Thinking of You” card was sent In Sympathy to Jeanne Tavasci, whose father passed away. Our thoughts are with her during this difficult time.

Our June Hospitality Table will be hosted by the Sew-Sew Friendship Group. We are in **NEED** of volunteers for **July and August**. Our September Hospitality Table will be hosted by the sewing gals from Material Possessions.



We really appreciate all your assistants in helping at our monthly Guild Meeting. Remember you receive an extra door prize ticket for hosting and one for bringing in a goodie. Any questions please contact one of us.

Carole Bassett
Linda Effertz
Sharon Prembrook

SHOW & TELL

Rose Larson	untitled – baby girl quilt
Kathy Stolhand	untitled-seeking advice on care of this antique quilt neighbor’s great-great grandmother
Carol Whiteside/Julie Vlakos	untitled - 30’s fabric stash quilts
Becky McDaniel	“Endless Feathers”
Donna Bradshaw	untitled – making use of a pre-printed panel
Cindy Lebus	“Garden Club”
Walli Skrocki	“Old Quilt top pieces”
Walli Skrocki	“Bicentennial Quilt”
Suzette Blake	“Floral Strings”
Jan Hirth	“The Dinky Dresden: Kyle Spies a Dinky.....”
Mary Arntz	“Happy Days”
Lorna Barrowman	“Secret Garden”

Places to Go, Quilts to See . . .



June 4-5 Antelope Valley Quilt Association - 28th Annual Quilt Show

June 4-5 Orange County Quilt Guild Quilt Show, Concordia University.

July 16 SCCQG Meeting hosted by SLO Quilters Inc. and Bear Valley Quilters Topic: Meet the Teachers

June 18 SCCQG Board Meeting, 10:00 am at Kelly Gallagher-Abbott's studio in Tustin. All are welcome, but please contact Jean Kuper, President, to RSVP.

July 14-17 Quilter's Get-Away Retreats - Northwoods Resort, Big Bear. Please contact **Mary Chapman - I am a guild member - 949-388-3536** or e-mail me at

August 6-7 TLC Quilters Guild presents their quilt show "Quilt Around the Clock." To be held at "Tennant's Recollections" a museum in West Covina with a 50's theme. Besides the usual quilt display, vendors, demos, opportunity quilt, gift baskets, country store, etc. There will also be classic 50's cars in the parking lot. The hours will be Saturday 10am - 5pm and Sunday 10am - 4pm. The opportunity drawing will take place at 4pm Sunday. For more info go to <http://www.geocities.com/tlcquilters/>.

August 18-21 The Traveling Quilters Temecula Quilt-Away Retreat in the wine country. Join us for 2 nights/3 days or 3 nights/4 days of non-stop quilting. For information, contact pamoverton@earthlink.net

August 20-21 Santa Monica Quilt Guild presents Quilting by the Sea – 2005 at West Los Angeles College, 9000 Overland Avenue, Culver City. For information contact: Madeline Ehrlich pmsa@aol.com or visit the guild website at www.santamonicaquiltguild.org.

September 9-10 2005 Quilting in the Valley, "Wrapped in Love", Sept. 9, Fri., 12-9 pm, Sept. 10, Sat., 9-5 pm at Airtel Plaza Hotel, 7277 Valjean, Van Nuys, 1-800-2-AIRTEL. Over 100 quilts, merchant mall, small quilt auction, Fri. night event, make a quilt for Project Linus, fashion show, doll display. For info, call Barbara Thornton, 818-576-0023 or email at gs2@sfvqa.org

September 17 SCCQG Board Meeting, 10:00am at Kelly Gallagher-Abbott's studio in Tustin. All are welcome, but please contact Jean Kuper, President, to RSVP.

Quilter's Get-Away Retreats:

Oct 14-16 Quilter's Get-Away Retreats - Royal Scandinavian Inn, Solvang.

Mar 16-18, 2006 Quilter's Get-Away Retreats - Royal Scandinavian Inn, Solvang.

Please contact **Mary Chapman - I am a guild member - 949-388-3536** or e-mail me at mechapman@cox.net.