

# BCQG Block of the Month

October 2015

Fish Block

Unfinished Block:  $8\frac{1}{2}'' \times 6\frac{1}{2}''$

Make three

**Cut:** (for one fish)

From water color:

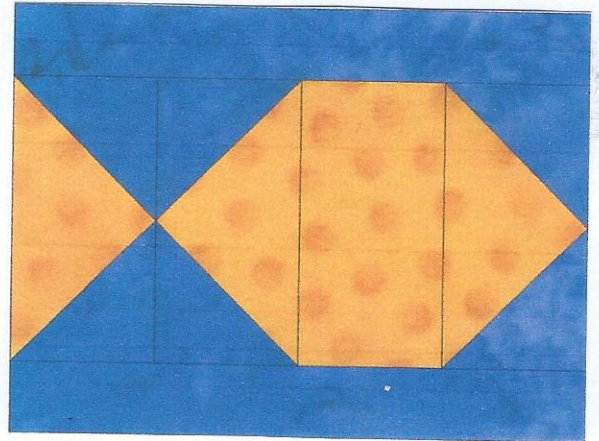
2 -  $1\frac{1}{2}'' \times 8\frac{1}{2}''$

6 -  $2\frac{1}{2}'' \times 2\frac{1}{2}''$  square

2 -  $2'' \times 6\frac{1}{2}''$  (to be used to join three fish together)

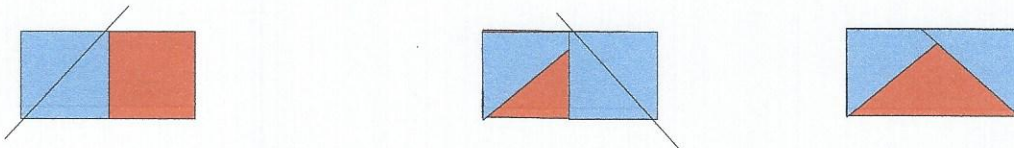
From fish color:

4 -  $4\frac{1}{2}'' \times 2\frac{1}{2}''$

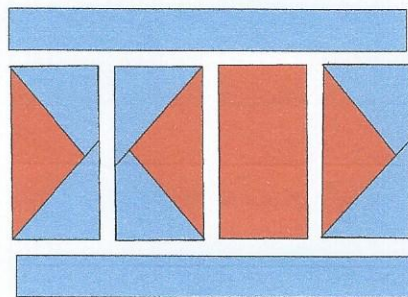


## Directions:

Take a  $2\frac{1}{2}'' \times 2\frac{1}{2}''$  square and draw a diagonal line. Place this on the left hand side of a  $4\frac{1}{2}'' \times 2\frac{1}{2}''$  fish piece, right sides together. Sew on the diagonal line. Trim with a  $\frac{1}{4}''$  seam on left side. Press open. Repeat on right side, placing a  $2\frac{1}{2}''$  square on the right side, drawing a diagonal line and sewing on the line. Trim to a  $\frac{1}{4}''$  seam. Press open. Make three.



Assemble following the layout below.



Make three.

Join three fish together by placing a  $2'' \times 6\frac{1}{2}''$  strip between two fish.

