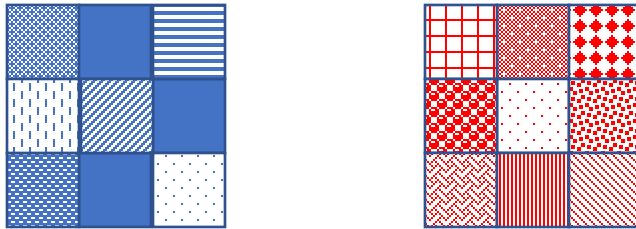


BCQG Block Party

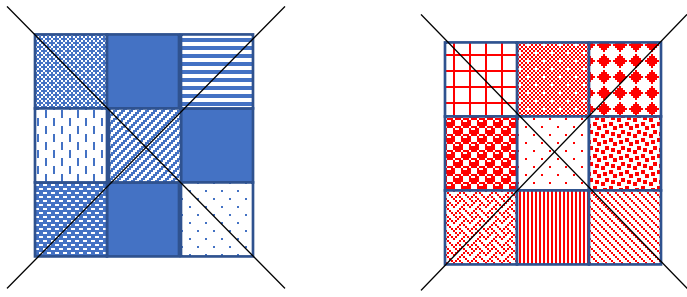
Disappearing Nine Patch

July 2017

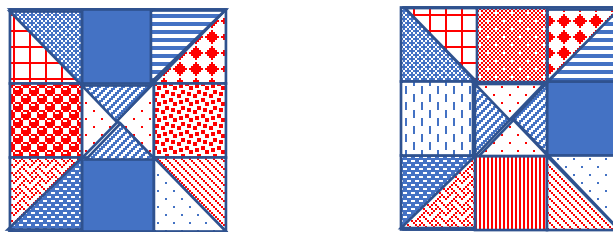
For this block, we will start out by making two simple nine patch blocks using 5" squares. You will need to make them both of a different colorway. I made one of mine in reds and the other in blues.




Next cut each nine patch block diagonally, twice.



Take the two outside pieces of the blue nine patch and switch them with the red nine patch.



Sew the triangles together. Please note, because you are cutting directly through the corners of some of the blocks, when you sew them together you will get a slightly flattened out point on the blocks you did not cut.



Enlargement of corner